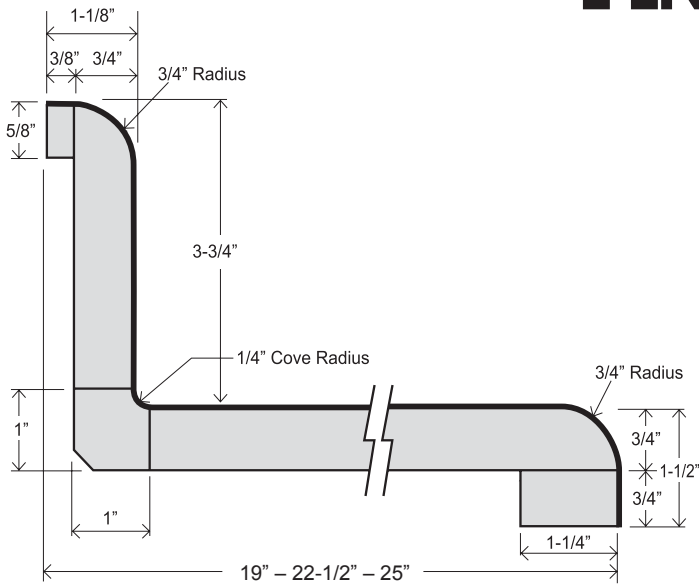


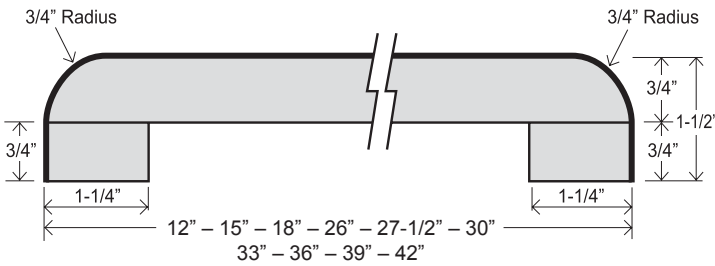
Specification
FOR PLYWOOD

FEATURES

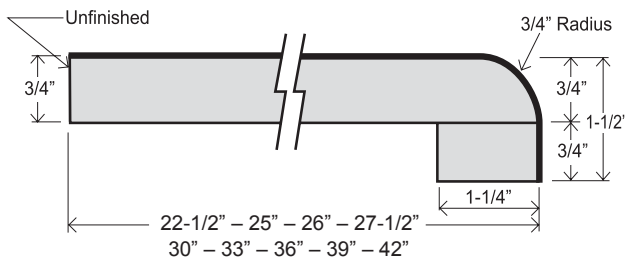
- 19mm plywood core
- 3/4" radius front nose, 1-1/2" thick
- 1/4" cove radius for easy cleaning
- Featuring MDF 1" x 1" cove molding
- 3/8" MDF scribe for fitting out-of-square walls
- 1-1/4" front build-up for floating countertop installation
- Kitchen and vanity tops feature 3-3/4" backsplash
- All bars feature 3/4" roll radius both sides
- Flat deck tops have 3/4" roll front radius, unfinished back side



KITCHEN & VANITY TOP
WV 19
WV 22-1/2
WV 25



BAR TOP
WB 12
WB 15
WB 18
WB 26
WB 27-1/2
WB 30
WB 33
WB 36
WB 39
WB 42



FLAT DECK TOP
WF 22-1/2
WF 25
WF 26
WF 27-1/2
WF 30
WF 33
WF 36
WF 39
WF 42

CORPORATE HEADQUARTERS
522 W. 22nd Street
Marion, IN 46953
Phone: (765) 668-8144 . Fax: (765) 662-3452

GULFPORT, MS
10115 Lorraine Road
Gulfport, MS 39503
Phone: (228) 896-1548 . Fax: (228) 896-5905

MACON, GA
4255 Interstate Drive
Macon, GA 31210
Phone: (478) 474-0266 . Fax: (478) 477-7689

Visit our website:
www.hartson-kennedy.com

