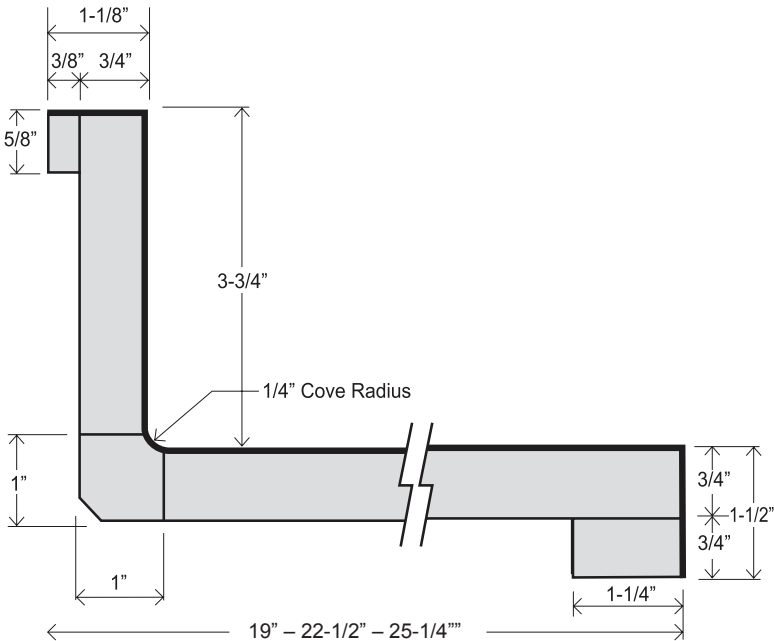


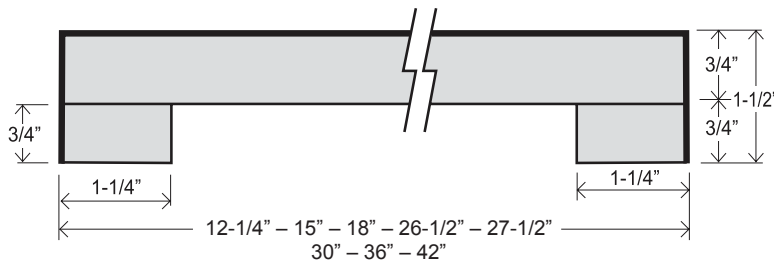
Specification
FOR PLYWOOD

FEATURES

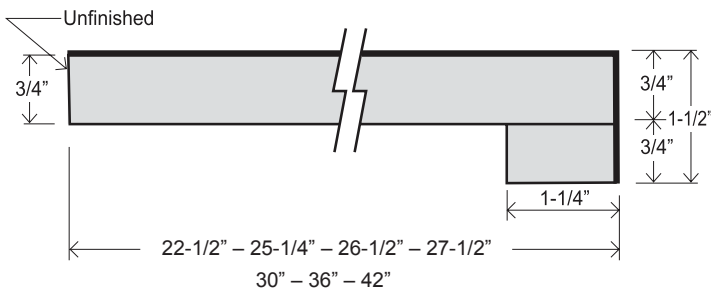
- 19mm plywood core
- 1-1/2" self-edge front nose
- 1/4" cove radius for easy cleaning
- Featuring MDF 1" x 1" cove molding
- 3/8" MDF scribe for fitting out-of-square walls
- 1-1/4" front build-up for floating countertop installation
- Kitchen and vanity tops feature 3-3/4" backsplash
- All bars feature self-edge both sides
- Flat deck tops are self-edge front, unfinished back side



KITCHEN & VANITY TOP
DFV 19
DFV 22-1/2
DFK 25-1/4



BAR TOP
DFB 12-1/4
DFB 15
DFB 18
DFB 26 -1/2
DFB 27-1/2
DFB 30
DFB 36
DFB 42



FLAT DECK TOP
DFF 22-1/2
DFF 25-1/4
DFF 26-1/2
DFF 27-1/2
DFF 30
DFF 36
DFF 42

CORPORATE HEADQUARTERS

522 W. 22nd Street
Marion, IN 46953
Phone: (765) 668-8144
Fax: (765) 662-3452

SHOWROOM LOCATIONS

Gulfport, MS | Macon, GA
Statesboro, GA | Atlanta, GA

Visit our website:

www.hartson-kennedy.com

